



ISSN 2347-2677

IJFBS 2018; 5(6): 13-17

Received: 09-09-2018

Accepted: 13-10-2018

Yamlesh Nishad

Department of Agrometeorology,
Indira Gandhi krishi
Vshwavidyalaya, Raipur,
Chhattisgarh, India

Dr. ASRAS Sastri

Department of Agrometeorology,
Indira Gandhi krishi
Vshwavidyalaya, Raipur,
Chhattisgarh, India

Usha Durgam

Department of Agrometeorology,
Indira Gandhi krishi
Vshwavidyalaya, Raipur,
Chhattisgarh, India

Effect of time of sowing on growth, yield attributes, yield of chickpea

Yamlesh Nishad, Dr. ASRAS Sastri and Usha Durgam

Abstract

The present investigation entitled Effect of time of sowing on growth, yield attributes, yield of chickpea, was conducted during *rabi* season 2013-14 at Research Farm of Indira Gandhi Krishi Vishwavidyalaya, Raipur (Chhattisgarh). Studies were carried out on different phenological stages right from sowing to harvesting under irrigated and unirrigated conditions in the three dates of sowing. Based on the duration of different phenological stages the average maximum and minimum temperatures at different growth stages in the different dates of sowing were worked out. For comparative analysis Stevenson screen was installed in the crop field and the average maximum and minimum temperatures at different growth stages were also worked out using the field data.

The number of seed /m² difference between D₁ and D₂ under irrigated condition is very highly significance. The difference between D₁ unirrigated and D₂ unirrigated is not significant. In other treatments the difference is highly significant. Thus the sowing data under unirrigated conditions could be extended till 20th November under Raipur conditions.

The grain yield (gm/m²) difference between D₁ irrigated and D₂ irrigated is highly significant but the difference between D₁ unirrigated and D₂ unirrigated is not significance. In D₁ unirrigated and D₃ unirrigated and D₂ unirrigated and D₃ unirrigated conditions the difference in yield is highly significant. This indicates that under unirrigated condition sowing should not be done after 30th November. Among irrigated conditions the difference between D₂ irrigated and D₃ irrigated is also highly significant.

Difference between D₁ and D₂ unirrigated condition and between D₂ and D₃ irrigated condition are not significant. In the other treatments it is significant. This is the reason that the grain yield under these two treatments is not significant. However, D₂ and D₃ under irrigated condition the grain yield is highly significant but the test weight is not significant.

The highest dry matter accumulation was observed at maturity in D₁ irrigated (777.2 gm/m²) treatment followed by D₁ unirrigated, D₂ irrigated and unirrigated. Lowest dry matter accumulation was observed in D₃ under unirrigated (248.2 gm/m²). Dry matter production reached almost plateau during maturity of the crop.

Keywords: yield, chickpea, grain, weight

Introduction

In Chhattisgarh also chickpea is a very important *rabi* crop grown under rainfed and limited irrigation conditions. It is grown in about 3.5 lakh hectare with an average productivity of one quintal per hectare. This crop is sown from second fortnight of October to first week of December. Thus the crop is exposed to different weather conditions. The chickpea grain yield is related to its phenology which is influenced by temperature. The timing and duration of flowering has an important role in determining crop duration and grain yield at high temperature. The crop is forced into maturity under hot and dry condition (>30°C) by reducing the crop duration.

Climate and weather conditions which influence human activities and environmental resources sustainability include; rainfall, temperature (minimum, average, maximum), pressure, humidity, solar radiation, visibility, evaporation, soil temperature at various depths, wind speed and direction among others. The climate is the least manageable part of environmental resources, yet a better understanding of the climatic resources and their interaction with crops can help to increase the crop productivity.

Plant development depends on temperature and requires a specific amount of heat to develop from one point in their lifecycle to another, such as from seeding to the harvest stage. Temperature is a key factor for the timing of biological processes and hence regulates the growth and development of plants. Crop heat unit (CHU) or thermal time or growing degree

Correspondence

Yamlesh Nishad

Department of Agrometeorology,
Indira Gandhi krishi
Vshwavidyalaya, Raipur,
Chhattisgarh, India

days is a temperature response of development that differs between day and night. Growing degree days is a way of assigning a heat value to each day. Heat units are involved in several physiological processes like specific amount of heat units required for the plant at each stage from its germination to harvest of the crop and they would vary. The important processes are growth and development, growth parameters, metabolism, biomass, physiological maturity and yield. Growing degree days are used to assess the suitability of a region for production of a particular crop, determine the growth stages of crops, assess the best timing of fertilizer, herbicide and plant growth regulators application, estimate heat stress accumulation on crops, predict physiological maturity and harvest dates and ideal weather unit in constructing crop weather models. (Parthasarathi *et al.*, 2013).

Material and Methods

Location of Experimental site

The field experiment was conducted at the research farm, Indira Gandhi Krishi Vishwavidyalaya; Raipur situated in South Eastern Central part of Chhattisgarh at latitude, longitude and altitude of 21°16' N, longitude 81°36' E and 289.5 m above mean sea level respectively.

Climate

The climate of Chhattisgarh state is dry sub humid. Nearly 90 % of the annual average rainfall occurs from June to September during south west monsoon.

During the growth period the maximum temperature ranged between 22°C to 36.3°C while minimum temperature ranged between 8 to 20.7°C. The morning relative humidity varied from 59 to 100% whereas. The afternoon humidity varied from 20 to 83 % (47 SMW and 12 SMW)

Table 3.1: Cropping history of the experimental field

Year	Crop	
	Kharif	Rabi
2011-12	Rice	Wheat
2012-13	Rice	Wheat
2013-14	Rice	Chickpea

Experimental Detail

The details of the treatments are given below and experimental lay out is shown in Fig. 3.1. The cropping history of the experimental field is furnished in Table 3.1.

- Season : Rabi-2013-14
- Crop : chickpea (*Cicer arietinum*)
- Variety : JG-130
- Dates of Sowing : Three
 - : D₁ – 20 Nov. 2013
 - : D₂ – 30 Nov 2013
 - : D₃ – 10 Dec. 2013
- Soil : Clay loam
- Seed rate : 80 kg/ha
- Fertilizer doses : 20:40:20 kg/ha. N: P₂O₅:K₂O
- Spacing : 30 cm X 10 cm
- Total number of plots : 6
- Total plot area : 120 m²
- Total experimental area : 782.0 m²
- Plot to plot distance : 0.5 m
- Statistical analysis : 't' test

Soil

The soil of the experimental site is clay loam in texture of

(Alfisol group) locally known as “Dorsa” The soil was neutral in reaction and had low phosphorous medium nitrogen and potassium content.

Variety

JG-130: This cultivar is suitable for rainfed as well as irrigated condition

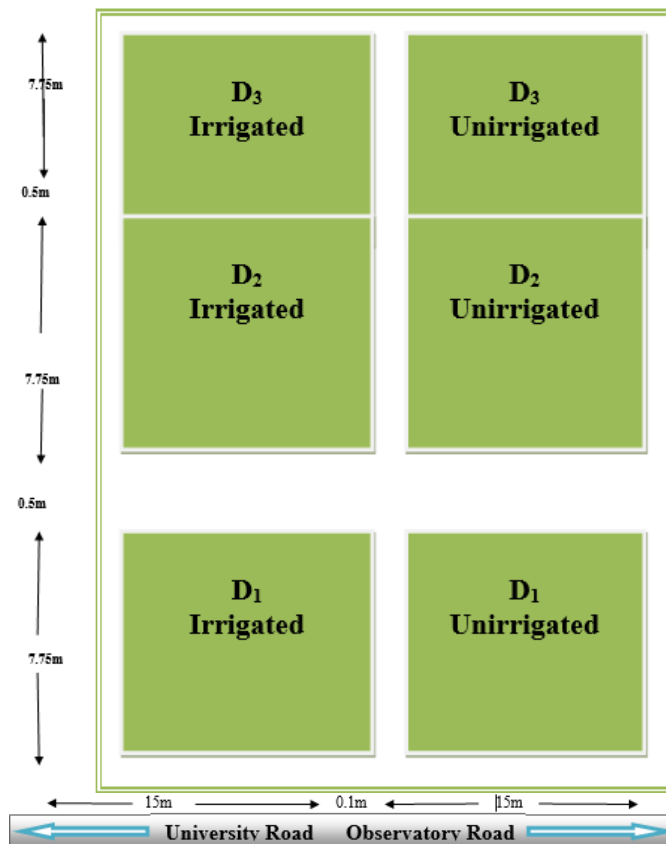


Fig 3.1: Layout plan of Experimental chickpea field

Dry matter accumulation

The dry matter production was recorded at 7 days interval from 30 days after sowing to harvest by selecting 5 plants each time and average dry matter production per plant was worked out. This was multiplied by the plant population in each field to obtain the dry matter production per m².

Post harvest observations

Number of seeds /m²

In 10 plots of 1 m² each area the numbers of seeds were counted and then average values were recorded.

Grain yield (g/m²)

The grain yield was recorded in 10 plots of 1 m² area and then averaged for each treatment.

Test weight (100-seed weight)

Randomly 100 seed samples were taken from each plot in each treatment.

The present study entitled “Studies on the effect of weather and irrigation on growth, development and yields of chickpea under Raipur conditions.” was conducted during the rabi season of 2013-14. The details of experimental soil, prevailing weather conditions, materials used and techniques adopted during the course of the investigation are briefly presented in this chapter.

Soil

The soil of the experimental site is clay loam in texture of (Alfisol group) locally known as “Dorsa” The soil was neutral in reaction and had low phosphorous medium nitrogen and potassium content.

Variety

JG-130: This cultivar is suitable for rainfed as well as irrigated conditions.

Results and Discussion

Yield and yield attributes

The yield and other important yield attributes of chickpea under three dates of sowing in irrigated and unirrigated fields were measured and the results are discussed below:

Number of seeds/m²

The number of seeds/m² under different dates of sowing in irrigated and unirrigated conditions for each plot is shown in Table 4.15. It can be seen from the table that the mean no. of seed /m² are very high (1210) as compare to other treatments. The difference between irrigated condition even in D₁ and D₂ is very high and that is why, there is high significance between treatments even in grain yield. The difference between D₁ unirrigated and D₂ unirrigated is relatively small and hence, the difference is not significant. In other treatments the difference is highly significant. For examining the significance of difference between different treatments ‘t’ test was conducted. The t test results for number of seed/m² under different treatments it carried out and the results are under shown in next page.

Table 4.15: Number of seeds /m² of chickpea under different sowing dates in irrigated and unirrigated conditions.

Date of sowing	Irrigation	Plot no.										Mean
		1	2	3	4	5	6	7	8	9	10	
D ₁	Irrigated	1299	1216	1244	1120	1069	1213	1247	1191	1279	1229	1210.7
	Un irrigated	467	619	767	508	773	489	421	622	699	384	574.9
D ₂	Irrigated	721	740	698	693	802	761	647	705	645	651	706.3
	Un irrigated	491	523	563	408	498	405	442	442	540	466	477.8
D ₃	Irrigated	436	498	416	465	422	391	437	483	413	481	444.2
	Un irrigated	236	277	276	216	241	277	242	287	261	277	259.0

Description	t test value
D ₁ irrigated vs D ₂ irrigated.	14.78**
D ₁ unirrigated vs D ₂ unirrigated.	2.72
D ₁ irrigated vs D ₃ irrigated.	29.49**
D ₁ unirrigated vs D ₃ unirrigated.	7.17**
D ₂ irrigated vs D ₃ irrigated.	12.17**
D ₂ unirrigated vs D ₃ unirrigated	12.85**

It can be seen from the above in D₁ and D₂ under unirrigated conditions the different between number of seed /m² is not significant. In the other words the number of seed /m² is more or less the same as unirrigated condition in D₁ and D₂ dates of sowing. In other treatments there is significant difference between the treatments and this is exactly the same way as in grain yield weight.

Grain yield

The grain yield (gm/m²) of chickpea under different dates of sowing in irrigated and unirrigated treatments are shown in Table 4.16. The observations were recorded in 10 plots of 1m² area each and the values were averaged. It can be seen from the Table that under D₁ irrigated condition the mean value of grain weight is 353 gm/m² which is higher as compared to other treatments. In D₁ unirrigated condition the average grain yield was 153 gm/m². In D₂ field the grain yield under irrigated and unirrigated condition were 187.0 and 129.9 gm/m² respectively. In D₃ the grain yield was 121.1 gm/m² in irrigated field and it is only 53.8 gm/m² in unirrigated conditions. To find out the significance of results t test was conducted and the results are as shown below

Description	t test value
D ₁ irrigated vs D ₂ irrigated	18.32**
D ₁ unirrigated vs D ₂ un irrigated	2.73 NS
D ₁ irrigated vs D ₃ irrigated	32.27**
D ₁ unirrigated vs D ₃ un irrigated	8.63**
D ₂ irrigated vs D ₃ irrigated	12.29**

D₂ unirrigated vs D₃ un irrigated 16.53**

From the Table it can be observed that the difference between D₁ irrigated and D₂ irrigated is highly significant but the difference between D₁ unirrigated and D₂ unirrigated is not significance. In D₁ unirrigated and D₃ unirrigated, D₂ unirrigated and D₃ unirrigated the difference in yield is highly significant. This indicates that under unirrigated condition sowing should not be done after 30th November. Among irrigated conditions the difference between D₂ irrigated and D₃ irrigated is also highly significant. This indicates that even under irrigated condition the sowing should not be done beyond November 30.

Test weight

The 100 seed test weight (gm) of chickpea under different dates of sowing in irrigated and unirrigated conditions in 10 different plots was recorded and their means are shown in Table 4.17. It can be seen from the table that test weight was 29.3 and 27.0 gm in D₁ under irrigated and unirrigated conditions. In D₁ the test weight is 27.3 and 26.6 (gm) in irrigated and unirrigated condition respectively. In case of D₃, the test weight is 27.2 and 26.2 in irrigated and unirrigated conditions. For understanding the significance of the different in test weight t test was conducted and the results are as follows:

Description	t-test value
D ₁ irrigated vs D ₂ irrigated.	4.91**
D ₁ unirrigated vs D ₂ unirrigated.	1.34 NS
D ₁ irrigated vs D ₃ irrigated.	7.16**
D ₁ unirrigated vs D ₃ unirrigated.	19.92**
D ₂ irrigated vs D ₃ irrigated.	0.63 NS
D ₂ unirrigated vs D ₃ unirrigated.	16.80**

From the above it can be observed that test weight difference between D₁ and D₂ unirrigated condition and between D₂ and D₃ irrigated condition are not significant. In the other

treatments it is significant. This is the reason that the grain yield under these two treatments is not significant. However, D₂ and D₃ under irrigated condition the grain yield is highly significant but the test weight is not significant. The number

of seed /m² is highly significant between D₂ and D₃ irrigated and hence the grain yield is also highly significant between these two treatments.

Table 4.16: Grain yield (gm/m²) of chickpea under different sowing dates in irrigated and unirrigated conditions.

Date of sowing	Irrigation	Plot no.										Mean
		1	2	3	4	5	6	7	8	9	10	
D ₁	Irrigated	356.3	362.5	366.1	327.5	310.2	357.4	366.7	351.8	378.7	361.4	353.8
	Unirrigated	125.9	165.7	207.4	135.8	207.6	130.3	111.1	166.5	182.6	102.5	153.5
D ₂	Irrigated	191.5	198.1	188.0	183.6	204.2	202.3	171.5	187.1	170.9	172.6	187.0
	Unirrigated	131.6	141.3	152.5	110.7	135.4	111.2	120.0	123.1	146.4	126.8	129.9
D ₃	Irrigated	118.8	135.5	115.7	126.4	114.4	106.8	119.3	131.3	112.8	130.6	121.1
	Unirrigated	49.5	58.1	56.0	46.0	48.8	58.0	50.7	60.8	52.9	57.0	53.8

Dry matter production dynamics

The dry matter production from 30 days after sowing to harvest was studied at weekly intervals both under irrigated and unirrigated conditions in different dates of sowing and the results are shown in Table 4.18 and Figure 4.4. It can be seen from the table and figure that the dry matter accumulation increased at faster rate in D₁ as compared to D₂ right from 10 days after sowing and continued till the maturity of the crop. However, the dry matter accumulation was lower in D₃ as compared to D₁ and D₂ in both irrigated and unirrigated sowing conditions at all the crop growth stages. Further it was observed that the rate of increase in dry matter

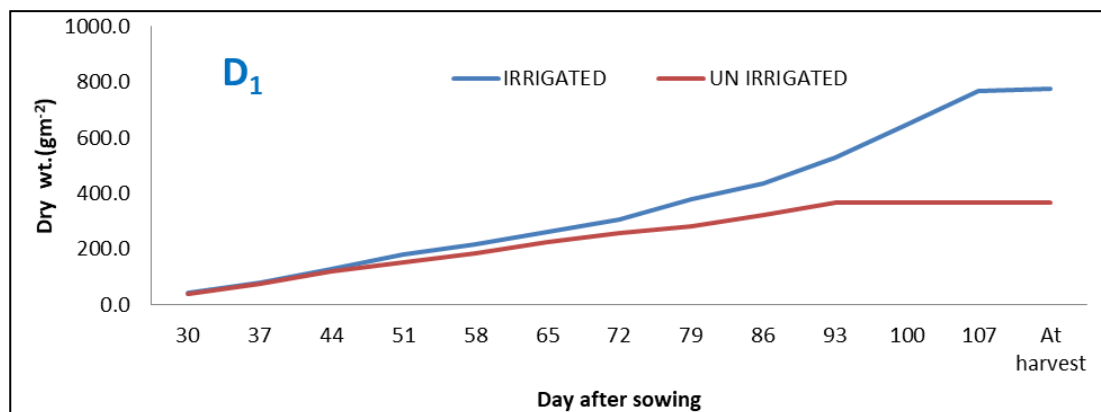
was slow up to 30 days after sowing and then increased rapidly between 30 to 51 days after sowing. After 50 days flowering to harvesting the rate of increase in dry matter abruptly increased in most of the irrigated conditions and this trend was continued up to maturity. The highest dry matter accumulation was observed at maturity in D₁ irrigated (777.2 gm/m²) treatment followed by D₁ unirrigated, D₂ irrigated and unirrigated. Whereas lowest dry matter accumulation was observed in D₃ unirrigated (248.2 gm/m²). Dry matter production reached almost plateau during maturity of the crop.

Table 4.17: Test weight of 100 seeds (gm.) of chickpea under different sowing dates.

Date of sowing	Irrigation	Plot no.										Mean
		1	2	3	4	5	6	7	8	9	10	
D ₁	Irrigated	29.8	28.4	29.7	28.2	29.7	29.7	28.2	29.8	30.2	29.7	29.3
	Un irrigated	26.9	27.2	26.7	27.0	26.2	26.8	26.6	27.2	27.5	27.5	27.0
D ₂	Irrigated	27.2	28.8	27.8	26.2	26.5	28.4	27.8	26.7	28.3	26.2	27.3
	Un irrigated	26.5	26.3	26.3	26.4	28.0	26.2	26.5	27.1	26.2	26.5	26.6
D ₃	Irrigated	27.2	28.3	27.8	26.2	27.6	28.1	26.5	26.7	27.0	26.5	27.2
	Un irrigated	19.0	21.1	20.3	22.3	21.3	20.7	19.3	20.0	21.0	21.4	26.0

Table 4.18: Dry matter production (gm/m²) of chickpea under different sowing dates and in irrigated and unirrigated conditions.

Dates of sowing	Irrigation	Days after sowing												At harvest
		30	37	44	51	58	65	72	79	86	93	100	107	
D ₁	Irrigated	40.6	78.3	127.6	179.8	217.5	261.0	304.5	345.1	485.7	527.8	646.7	768.5	777.2
	Unirrigated	39.0	75.4	119.6	153.4	184.6	223.6	257.4	280.0	322.4	366.6	366.0	366.6	366.0
D ₂	Irrigated	29.0	48.0	74.0	91.2	151.2	204.0	283.2	329.0	365.0	444.0	473.0	473.0	473.0
	Unirrigated	28.8	47.7	73.8	88.2	104	128.0	166.0	207.0	239.0	243.0	243.0	243.0	243.0
D ₃	Irrigated	16.6	42.0	68.0	88.0	116.0	146.0	176.0	210.0	238.0	261.6	278.8	296.0	296.0
	Unirrigated	15.3	31.9	54.0	68.0	93.5	108.8	120.7	163.2	204.0	227.8	248.2	248.2	248.2



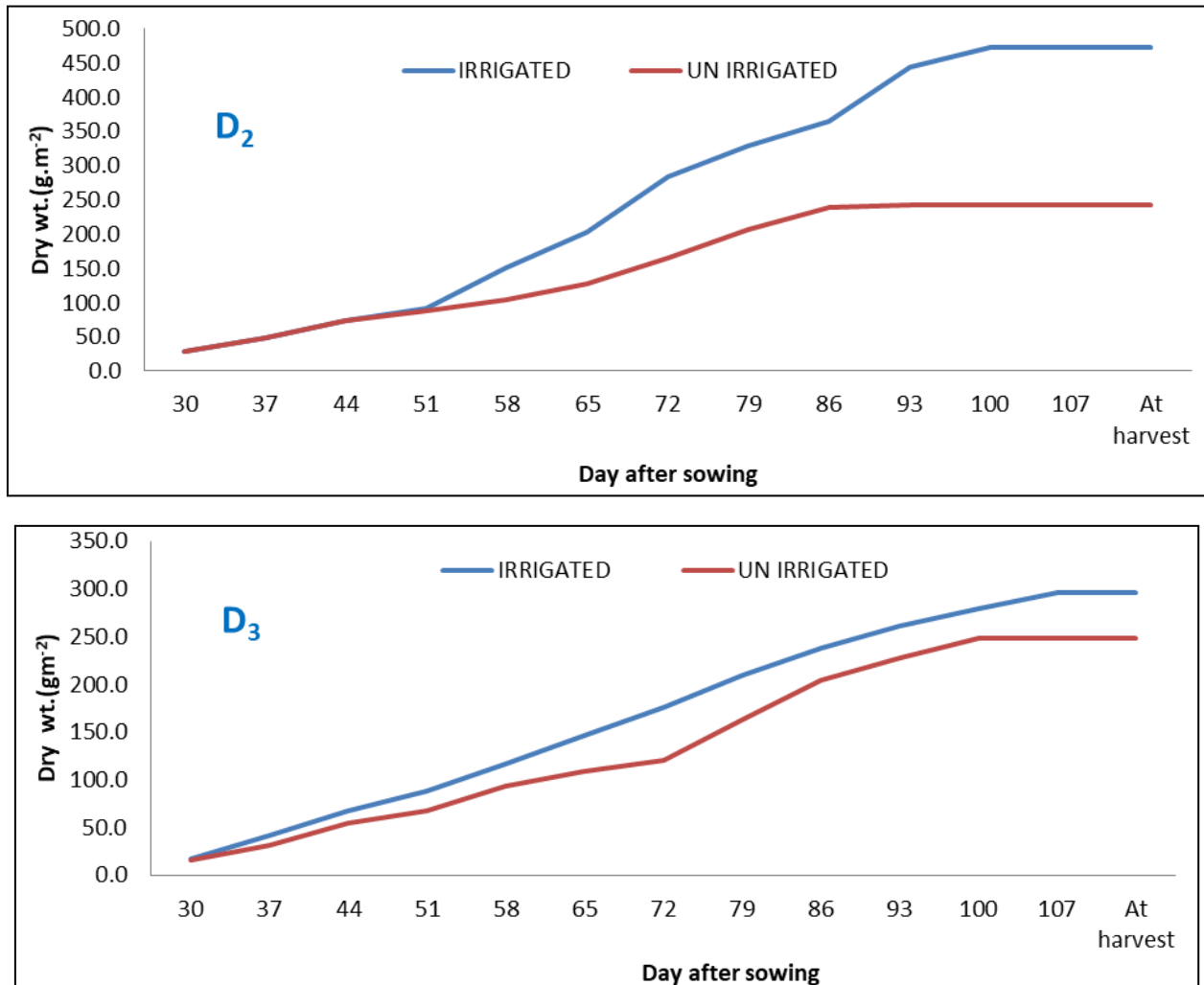


Fig 4.4: Dry matter production (gm/m²) of chickpea at 7 Days interval under different dates of sowing under irrigated and un irrigated conditions

References

1. Anonymous. Hand book of Agriculture. Ind. Council of Agri. Res. New Delhi. 2006, 911-918.
2. Badani H, Katzir I, Gera G. Influence of Sowing Date on Yields of Fresh-harvested Chickpea. J of Agri. Sci. 2010; 2(4):83-88.
3. Chand M, Singh D, Roy N, Kumar V, Singh RB. Effect of growing degree days on chickpea production in Bundelkhand region of Uttar Pradesh. J of Food Legumes. 2010; 23(1):41-43.
4. Kabir AHMF, Bari MN, Karim AMD. Effect of sowing time and cultivars on the growth and yield of chickpea under rainfed condition. Bangladesh J Agril. Res. 2009; (2):335-342
5. Kang S, McKenzie BA, Hill GD. Effect of irrigation on growth and yield of *Kabuli* chickpea (*Cicer arietinum* L.) and narrow-leaved lupin (*Lupinus angustifolius* L.) Agro. New Zealand. 2008; 38:11-32.
6. Patel KB, Tandel YN, Arvadia MK. Yield and water use of chickpea (*Cicer arietinum* L.) as influenced by irrigation and land configuration. Int. J of Agri. Sci. 2009, 369-370.